

**Monday 18th January 2021**

**English – Finish Instructions**

Monday:

L.O: To write a set of instructions (part 2).

<https://classroom.thenational.academy/lessons/to-write-a-clear-set-of-instructions-part-2-60v62e>

Tuesday

L.O: To write a set of instructions (part 2).

<https://classroom.thenational.academy/lessons/to-write-a-clear-set-of-instructions-part-3-6wup2d>

**Baba Yaga**

Wednesday

L.O: To listen to a story and answer questions.

<https://classroom.thenational.academy/lessons/listen-to-a-story-and-answer-questions-ccukcd>

Thursday

L.O: To tell a story from memory.

<https://classroom.thenational.academy/lessons/to-tell-a-story-from-memory-6ngk0e>

Friday

L.O: To develop detail in an opening scene.

<https://classroom.thenational.academy/lessons/to-develop-detail-in-the-opening-scene-cdhk2r>

**Spellings – Suffix ‘ed’ - Please add the suffix on to each root word.**

buzz	jump	bang	look
hunt	kick	hook	shout

## Spelling challenge – Can you help?

Mr Alien has become muddled and can't remember where the suffix 'ed' should go! Correct his spellings.

buzedz	edjump	kiced	loked
ehdook	edhunt	edshout	andbeg

## Phonics- Alternative spellings for 'igh'.

Can you go on a word hunt to find spellings for each sound? See how many you can find!

igh	ie	i	i-e

## Support tasks – Awongalema: description

### **Monday**

L.O: To listen and respond to a story.

<https://classroom.thenational.academy/lessons/to-listen-to-and-respond-to-a-story-74v64r>

### **Tuesday**

L.O: To tell a story from memory.

<https://classroom.thenational.academy/lessons/to-tell-a-story-from-memory-cgwk4c>

### **Wednesday**

L.O: To describe using senses.

<https://classroom.thenational.academy/lessons/to-describe-using-the-senses-6nhk2t>

### **Thursday**

L.O: To add es for plural nouns.

<https://classroom.thenational.academy/lessons/to-add-es-for-plural-nouns-74vpae>

## Friday

L.O: To make inferences based on what is said and done.










<https://classroom.thenational.academy/lessons/to-make-inferences-based-on-what-is-said-and-done-crr3ad>

**Spellings – plural es – add to each root word.**

box	grass
itch	bush

**Spelling Challenge** – Can you find some more root words which need ‘es’ when there are more than one?

**Phonics** – Use your sounds to write the correct word with each picture. We are focusing on ‘ar’ this week.

 <div style="display: flex; justify-content: space-between; border: 1px solid black; height: 40px; width: 100%;"></div>	 <div style="display: flex; justify-content: space-between; border: 1px solid black; height: 40px; width: 100%;"></div>	 <div style="display: flex; justify-content: space-between; border: 1px solid black; height: 40px; width: 100%;"></div>
 <div style="display: flex; justify-content: space-between; border: 1px solid black; height: 40px; width: 100%;"></div>	 <div style="display: flex; justify-content: space-between; border: 1px solid black; height: 40px; width: 100%;"></div>	 <div style="display: flex; justify-content: space-between; border: 1px solid black; height: 40px; width: 100%;"></div>
 <div style="display: flex; justify-content: space-between; border: 1px solid black; height: 40px; width: 100%;"></div>	 <div style="display: flex; justify-content: space-between; border: 1px solid black; height: 40px; width: 100%;"></div>	 <div style="display: flex; justify-content: space-between; border: 1px solid black; height: 40px; width: 100%;"></div>

**WEEKLY ASSIGNMENT:** Please upload a small selection of photos (Max 5) to show your learning from this week. As work is marked for accuracy as part of each online lesson, you will be asked to use the strategies used. Put these words in a sentence. **used**

Work needs to be submitted up until 1.30pm on Friday 15<sup>th</sup> January 2021.

Work will be responded to by a teacher throughout the course of the next week.