

# Oliver's Vegetables Writing Sequence

Year 1/2

HIAS English Team  
Spring 2020  
Final version

© Hampshire County Council



# Using the Home Learning Materials

## The materials

- Each writing booklet contains a sequence of 5 lessons.
- You should set aside time to complete each of the lessons in order.
- Each lesson will take no more than 30 mins to complete.

## How to use

- Read the instructions carefully before you start a task.
- Each lesson has a simple explanation and examples to get you started.

## How can parents, carers and siblings help?

- Read the extracts/text aloud with your child
- Collect interesting words and phrases on paper / post-its as they read
- Talk to your children about their ideas before they write
- Adapt any of the resources and materials as you feel necessary to support your children's needs

## 5 day writing sequence

This sequence is developed around the book: 'Oliver's Vegetables' by Vivian French.

Children will write a recount in role as the character, either in the form of a diary or a letter.


### Teaching sequence:

- 1) Response to Reading
- 2) Developing Vocabulary
- 3) Exploring the Writing
- 4) Grammar Practice and Play
- 5) Writing Challenges

# Oliver's vegetables


If a copy of the book is unavailable, please explore these other useful links:

- <https://www.youtube.com/watch?v=IhmqiEXe8dc>



# Lesson 1 – Response to Reading

Read the story together. Do you like vegetables? Which are your favourite? Which vegetables does Grandpa grow in his garden? How does Grandpa change Oliver’s views about vegetables?



c-a- <b>rr</b> -o-t-s	(6 phonemes)
s-p-i-n-a- <b>ch</b>	(6 phonemes)
<b>rh</b> -u-b- <b>ar</b> -b	(5 phonemes)
c-a- <b>bb</b> -a- <b>ge</b>	(5 phonemes)
b- <b>ee</b> -t-r- <b>oo</b> -t	(6 phonemes)
p- <b>ea</b> -s	(3 phonemes)
p-o-t-a-t- <b>oe</b> -s	(7 phonemes)

Make a list of all the vegetables that Oliver discovers in Grandpa’s garden. Label Grandpa’s garden. Remove **digraphs (two letters, one sound)** from the words. Ask the children to add the missing sounds eg b\_\_tr\_\_t.

## Lesson 2 – Vocabulary

Play ‘Best of 3’ to develop adjectives that best describe each vegetable. Ask children choose and record their favourite.



orange

long

crunchy



leafy

green

tasty



round

spherical

delicious

Ask the children to write simple noun phrases to describe all of the vegetables that Oliver finds, eg ***the crunchy carrot***. Extend by asking children to write pairs of adjectives with a comma, eg ***the leafy, green spinach***.

## Lesson 3 – Exploring the writing

Reread the text. Write a list of the days of the week. Ask the children to match each vegetable that Oliver finds, to the correct day of the week.

M-o-n-d-ay

T-ue-s-d-ay


W-e-d-n-e-s-d-ay

Th-ur-s-d-ay

F-r-i-d-ay

S-a-t-ur-d-ay

S-u-n-d-ay



Don't forget **Capital Letters** for the days of the week!

## Lesson 4 – Practice & Play

Play ‘shades of meaning’ – find synonyms for the verb ‘ate’ (to eat)

Rank the alternative verbs in order of ‘intensity’.

Challenge children further to think of adverbs using the ‘ly’ suffix to describe how Oliver ate each vegetable:

*Oliver devoured the leafy spinach quickly.*

*Oliver carefully swallowed the crunchy carrot.*

ate

swallowed

guzzled

munched

gobbled

devoured



## Lesson 5 – Writing Challenge

Write a recount of Oliver's week with his grandparents. Which vegetables did he eat each day?

His recount could be sent in the form of a letter to his mum, or as a diary of his week.

*On Monday I guzzled the crunchy carrot.*

*On Tuesday I devoured the leafy spinach.*

*On Wednesday I munched the tasty rhubarb.*

## HIAS English team

The HIAS English team offer a wide range of high-quality services to support schools in improving outcomes for learners, including courses, bespoke consultancy and in-house training.

**During the current school closures, we are still offering school support in a variety of ways such as video conferencing, phone calls and bespoke creation of resources remotely. Coming soon will be teacher training via virtual classrooms. We would be happy to discuss your needs.**

For further details referring to English, please contact:  
Emma Tarrant : [emma.tarrant@hants.gov.uk](mailto:emma.tarrant@hants.gov.uk)

For further details on the full range of services available please contact us using the following details:

Tel: 01962 874820 or email: [hias.enquiries@hants.gov.uk](mailto:hias.enquiries@hants.gov.uk)

