

HIAS HOME LEARNING RESOURCE

A bank of writing ideas for home learning

Year 1/2

HIAS English team
Spring 2020
Final version

© Hampshire County Council

Overview

Home learning is challenging in so many ways and particularly teaching writing. The HIAS English team agree, that aiming to deliver an effective learning journey using our usual three stage approach is just not going to be possible for parents. To support this, we have devised some short writing tasks that we believe will be accessible to parents and children.

Feel free to adopt and adapt as you wish or evolve our ideas in whatever way works for your children. For example, you could allow children choice from a 'pick and mix' approach once a week or just set one task at a time. There are task ideas for key stage 1, lower key stage 2 and upper key stage 2 – this will give you the differentiation options within the class.

In addition to these stand-alone writing tasks, we have created some five day writing units based on a rich text. Please see examples on the 'Home Learning' tab of the HIAS Moodle.


We welcome any feedback or requests!

Write a letter to a family member recounting your week at home/in school – don't forget to use capital letters for the days of the week!

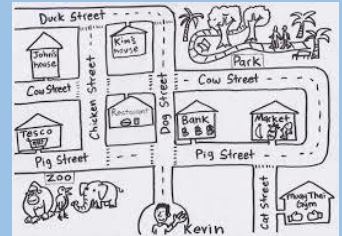
On Monday we...
On Tuesday....



Write a description of a well-known story character, e.g. The Gruffalo, The Troll in Three Billy Goats Gruff, The Big Bad Wolf. This could be a labelled diagram or a short-written description. What questions would you like to ask your character?



Go on a short walk in your local area with your grown up. Record any key landmarks, e.g. post box, church, roundabout, bus stop etc. Draw a map of the route you took and label the places you pass.



Create a wanted poster for a well-known fairy tale character, e.g. Goldilocks, The wolf in Little Red Riding Hood. What questions would you like to ask them?



Design and make a habitat/home for a minibeast or insect. Add labels or captions to your design/model.



Use junk modelling to create an object or attraction of your choice, e.g. a fairground/theme park, skate park, pirate ship, a trap to catch Goldilocks, a castle. Use post-it notes to label the key features of your design.



Write a seed diary. Plant cress or sunflower seeds or beans. Record how the plant changes over time.




Write a list of ingredients needed for a recipe (real or imaginary – your favourite dessert, slime or mud pies)



Read a well-known story (a nursery rhyme or traditional tale) retell the story to a friend or grown up. Create a story map of the key events that take place – sequence and label them with simple words or captions.



Write the thought or speech bubbles for key characters in a story of your choice. You could use post-it notes. What are they thinking and feeling at different points in the story?

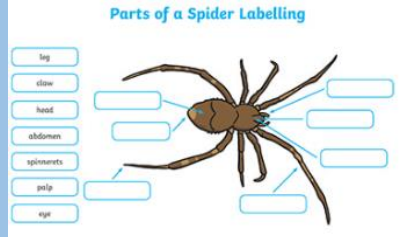


Write a 'Who Am I?' riddle about an animal or object of your choice. Try to include fact statements about your animal, e.g.

I am very tall
I have a long neck
I like to eat leaves
Who Am I?

I have two horns.
I have a tail.
Who am I?
Who am I?
I have some spots.
I have a long neck.
Who am I?
Who am I?

Write a fact file about your favourite place, toy, animal, activity, story character. Present the information as a poster.



HIAS English Team

The HIAS English team offer a wide range of high-quality services to support schools in improving outcomes for learners, including courses, bespoke consultancy and in-house training.

During the current school closures, we are still offering school support in a variety of ways such as video conferencing, phone calls and bespoke creation of resources remotely. Coming soon will be teacher training via virtual classrooms. We would be happy to discuss your needs.

For further details referring to English, please contact:

Emma Tarrant : emma.tarrant@hants.gov.uk

For further details on the full range of services available please contact us using the following details:

Tel: 01962 874820 or email: hias.enquiries@hants.gov.uk